

# Ask for and giving information : use WH- questions

---

- What
  - Answer with a description of a person, place, thing or event
- Where
  - Answer with a name of a place
- When
  - Answer with a date
- Who
  - Answer with a person
- Why
  - Answer with a reason



## Answer the questions below :

---

- ❑ What is Plearnwan? / What is Cicada?
- ❑ Where is it? / Where is it located?
- ❑ When do you plan to go there?
- ❑ Who will you go with?
- ❑ Why will you go there?



# Ask for and giving directions :

## □ Ask someone the way

- Excuse me, can/could you tell me the way to the hotel, please?
- Excuse me, can/could you tell me where the hotel is?
- Excuse me, can/could you tell me how to get to the hotel?
- Excuse me, please. How do I get to Market Village?
- Excuse me, I'm trying to find Cicada Market.

## □ Say you are unable to give directions

- I'm sorry. I don't know.
- I'm sorry. I have no idea.
- I'm afraid I don't know.
- I'm afraid I can't help you.



# Ask for and giving directions :

---

## □ Give simple directions

- Walk down this road / street, and it's ...
- Go along this road, and it's ...
- On the left/right next to the ...
- On the left/right near the ...
- On the left/right opposite the ...
- On the left/right across from the ...

## □ Give an idea of distance

- It's not very far only about 10 minutes from here.
- It's quite near.
- It won't take you very long to get there.
- It'll only take about 10 minutes.

# Ask for and giving directions :

---

## □ Give location

- It's in Petchakasem Road near the shopping mall.

**behind, in front of, next to, opposite**

## □ Give Complex directions

- Go up this road, until you get to a crossroads as far as the hospital then turn right into the Sukhotai Road. Then take the first road on the right. Then turn right and it's at the end of the road on the left.

# Prepositions of Location :

---

- It's next to the bookstore.



# Prepositions of Location :

---

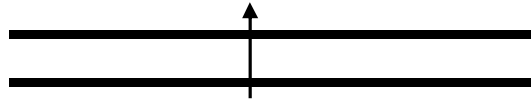
□ along




□ through



□ across



□ past




□ into

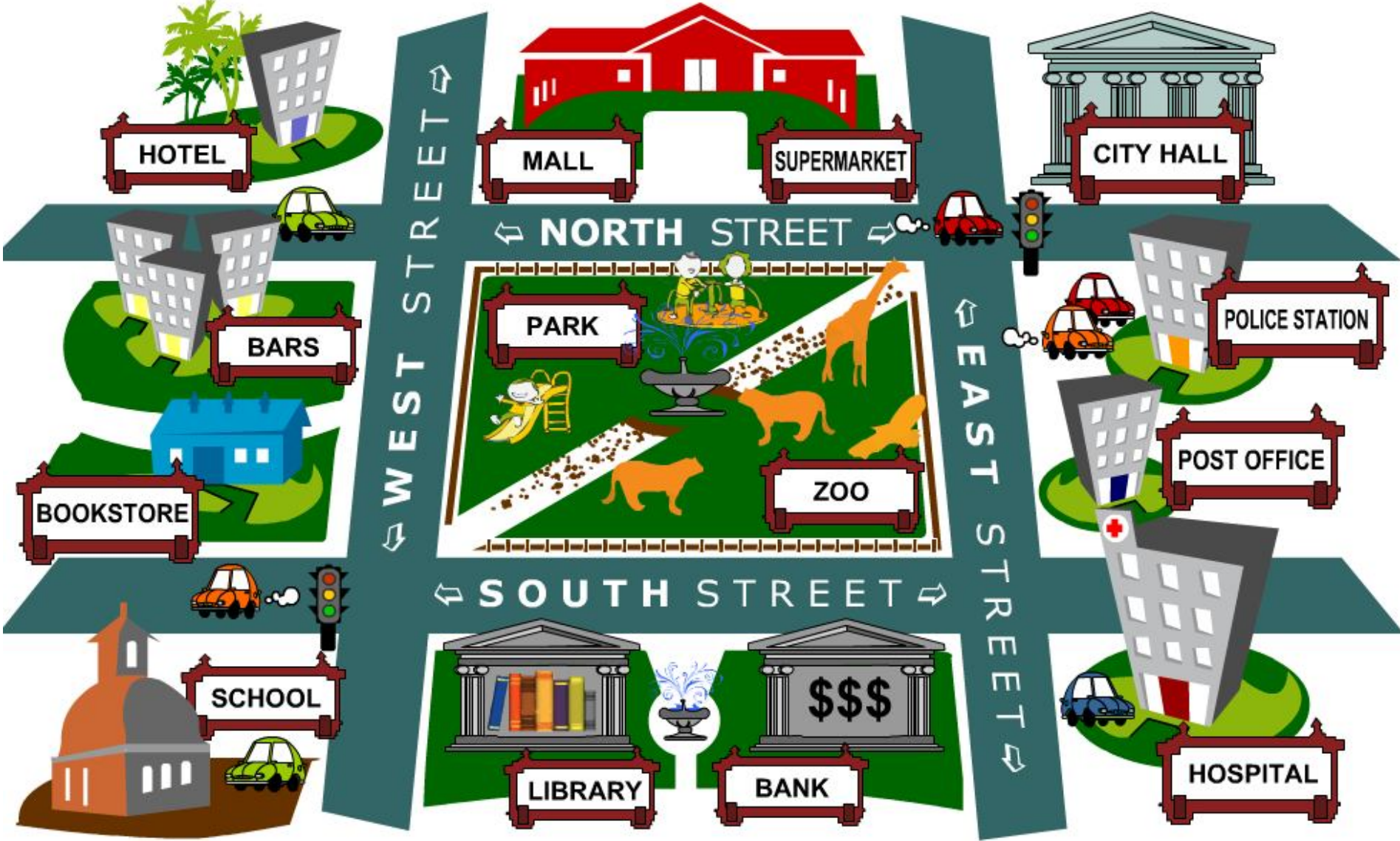


□ out of



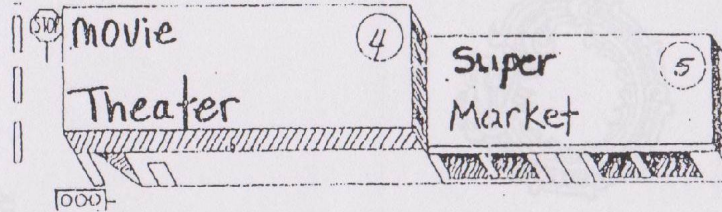
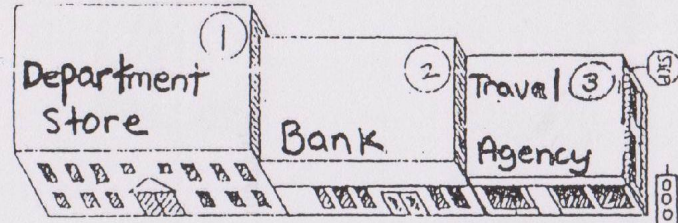
□ round



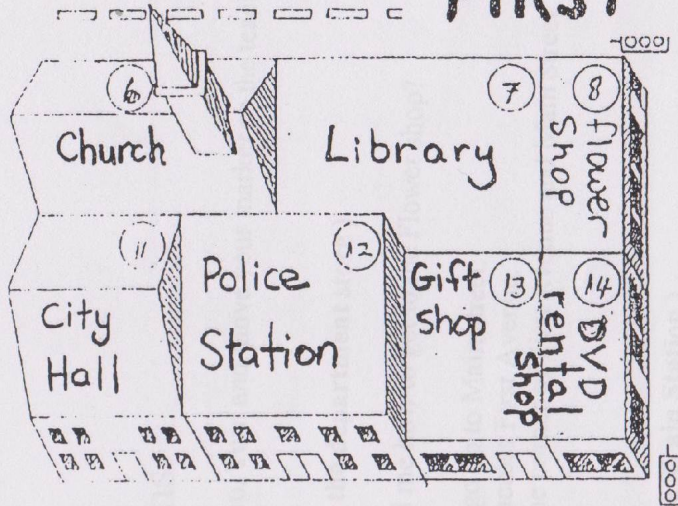





# Places Around Town



FIRST AVENUE

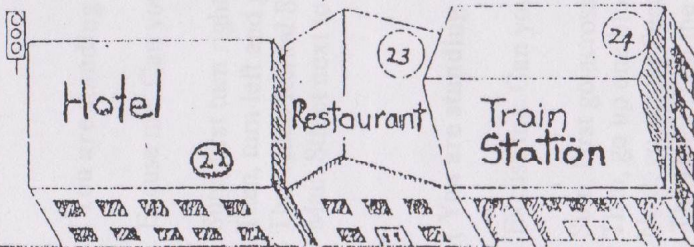
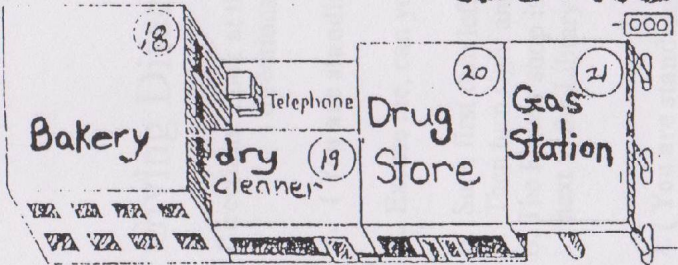


MAIN STREET



Oak Street

SECOND AVENUE



Third Avenue